

PIANO TERRA

VILLA - N

Sup. Lorda Villa = 66.12 + 67.74 = 133.86mq

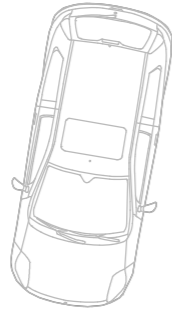
Sup. Lorda Box = 40.98mq

Sup. Terrazzo = 56.51mq

Sup. Giardino di Pertinenza = 74.77 + 94.89 = 169.66mq

AUI

2

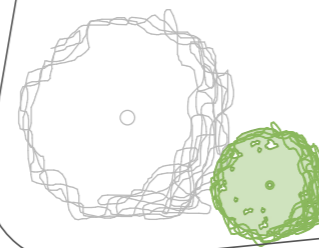
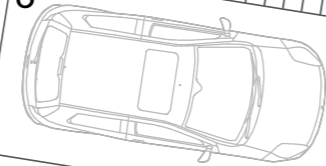


1

- 0,35

Giardino N 2
94.89 mq

3



Giardino N 1
74.77 mq

AUI

PIANO PRIMO

AUI

+ 2,91

AUI